


three-way interaction of ideology, trust, and media channel on political participation

anyun chatterjee

3-22-23



YOUR VOTE IS YOUR VOICE

BE HEARD

OVRC

KEY DATES FOR THE NOVEMBER 5 ELECTION

OCT 7: VOTER REGISTRATION DEADLINE

OCT 8: EARLY VOTING BEGINS

OCT 29: ABSENTEE BALLOT REQUEST DEADLINE

NOVEMBER 5: ELECTION DAY

MARK YOUR CALENDARS

ELECTION PROTECTION

HOTLINE

866-OUR-VOTE

ENGLISH: 866-687-8683

SPANISH 888-VE-Y-VOTA

888-839-8682

ARABIC 844-YALLA-US

844-925-5287

ASIAN* 888-API-VOTE


LANGUAGES 888-274-8683




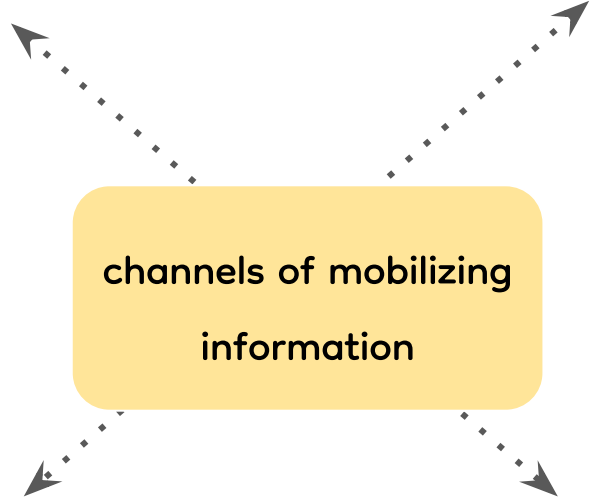

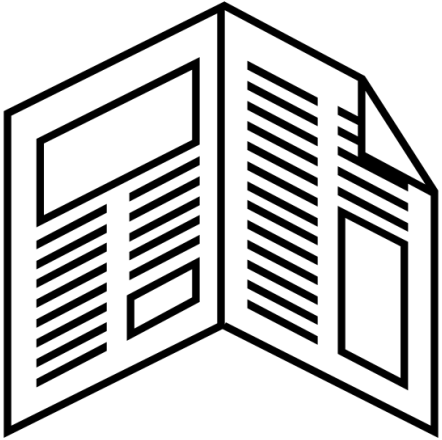
*BENGLI, CANTONESE, HINDI, URDU, KOREAN, MANDARIN, TAGALOG, VIETNAMESE

OHIO DESERVES FREE AND FAIR ELECTIONS

OPPOSE SB 80

OVRC






Striking Differences Between Liberals and Conservatives

Consistent liberals...

...name an array of main news sources

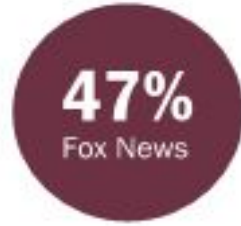


...trust more than distrust 28 of the 36 news sources surveyed



Consistent conservatives...

...are tightly clustered around one main news source



...distrust more than trust 24 of the 36 news sources




“People who stick to their own kind are likely to be wary of strangers. They will not take the risks involved in trusting people they do not know”


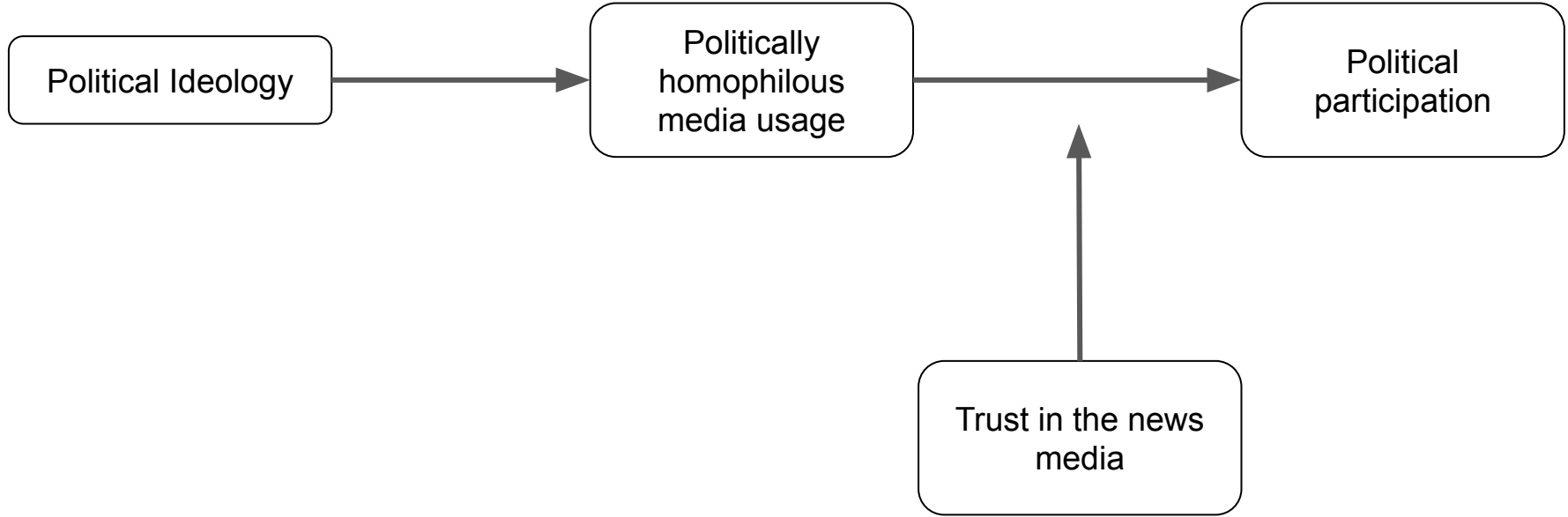
Uslaner, E. M., & Conley, R. S. (2003). Civic Engagement and Particularized Trust: The Ties that Bind People to their Ethnic Communities. *American Politics Research*, 31(4), 333.

<https://doi.org/10.1177/1532673X03031004001>

Pew Research Center. (2014, October 21). Political Polarization & Media Habits. Pew Research Center's Journalism Project.

<https://www.pewresearch.org/journalism/2014/10/21/political-polarization-media-habit>






2020 ANES Dataset Demographics

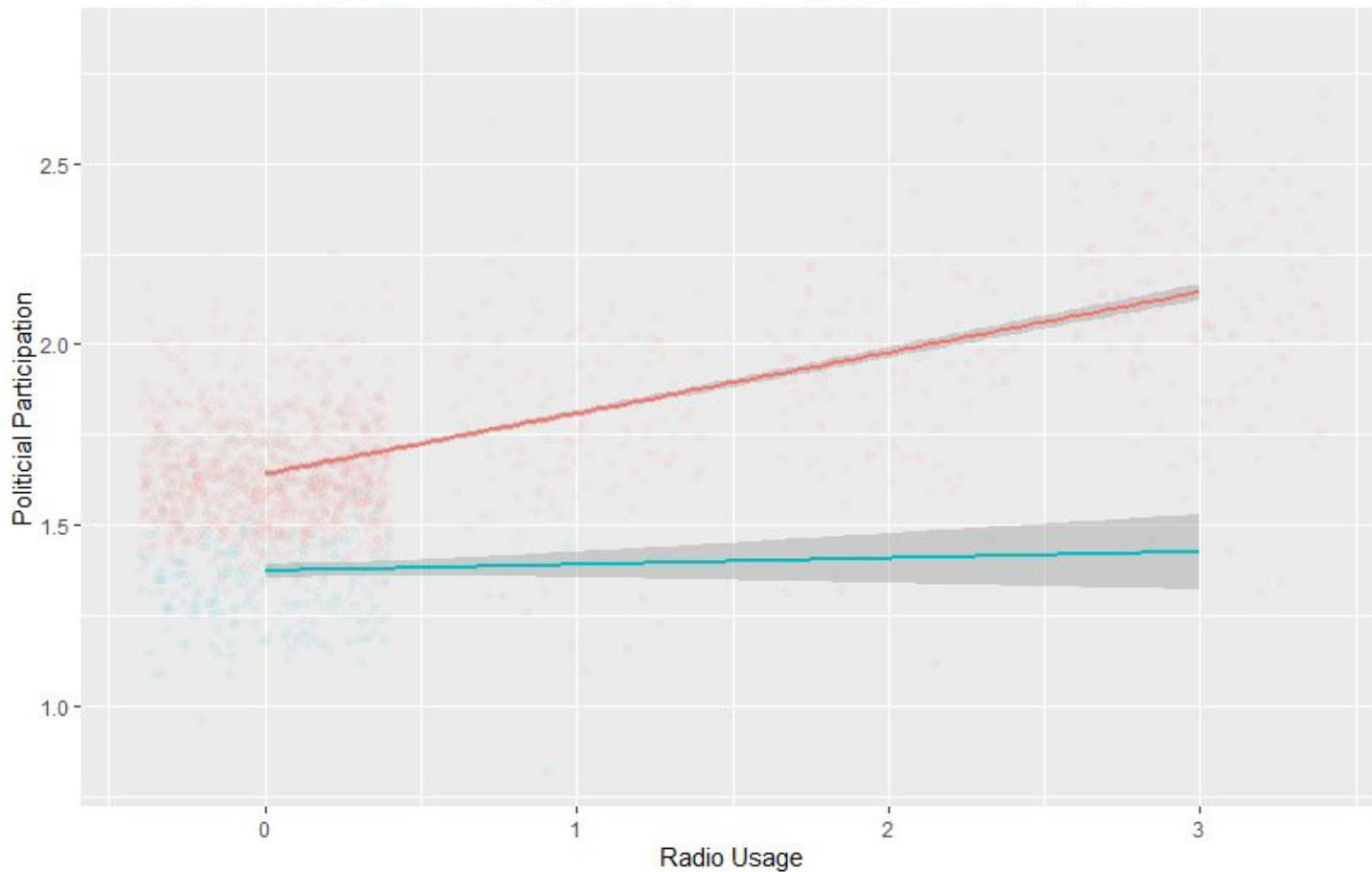
Variable	N, %
Age (mean, SD)	51.6, 17.2
Male	3830, 46.3%
Education	
High school or less	1712, 20.7%
Some college or bachelors degree	2790, 33.7%
Graduate degree	3647, 44.1%
Income	
\$29,999 or lower	1800, 23.5%
\$30,000-\$59,999	1667, 21.75%
\$60,000-\$89,999	1430, 18.7%
\$90,000-\$159,999	1500, 19.57%
\$150,000 or higher	1268, 15.54%
White	5963, 72%
Black	726, 8.77%
Hispanic	762, 9.2%
Politically Conservative	2741, 33.1%
Politically Moderate	3019, 36.5%
Politically Liberal	2496, 30.2%

Politically homophilous programming

Media source	Comprising programming
Conservative Radio	Rush Limbaugh Show, Sean Hannity Show, Dave Ramsey Show, Mark Levin Show, Glenn Beck Program, Mike Gallagher Show, Hugh Hewitt Show, The Savage Show, The Dana Show
Conservative TV	Hannity on Fox, Tucker Carlson Tonight, The Five, The Ingraham Angle, The Story with Martha MacCallim on Fox, Special Report with Bret Baier, Fox and Friends
Conservative Web	Brietbart, Fox News Online, Daily Caller,
Liberal/Mainstream Print	New York Times, USA Today, Wall Street Journal,
Liberal/Mainstream Radio	Marketplace, All Things Considered, Morning Edition, Fresh Air (note, these are all National Public Radio programs)
Liberal/Mainstream TV	The Rachel Maddow Show, The Last Word with Lawrence O'Donnell, The Lead with Jake Tapper, Anderson Cooper 360, CBS Evening News with Nora O'Donnell, ABC World News Tonight, NBC Nightly News with Lester Holt, Cuomo Prime Time, Erin Burnett OutFront, 60 Minutes, 20/20, Dateline NBC, Face the Nation, Meet the Press, CBS This Morning, Good Morning America, Today, Morning Joe, The 11th Hour with Brian Williams, PBS NewsHour, Saturday Night Live
Liberal/Mainstream Web	CNN.com, Huffington Post, NYTimes.com, WashingtonPost.com, USAToday.com, NPR.org, NBCNews.com




Trust as a Moderator of Radio Usage Among Politically Conservative People



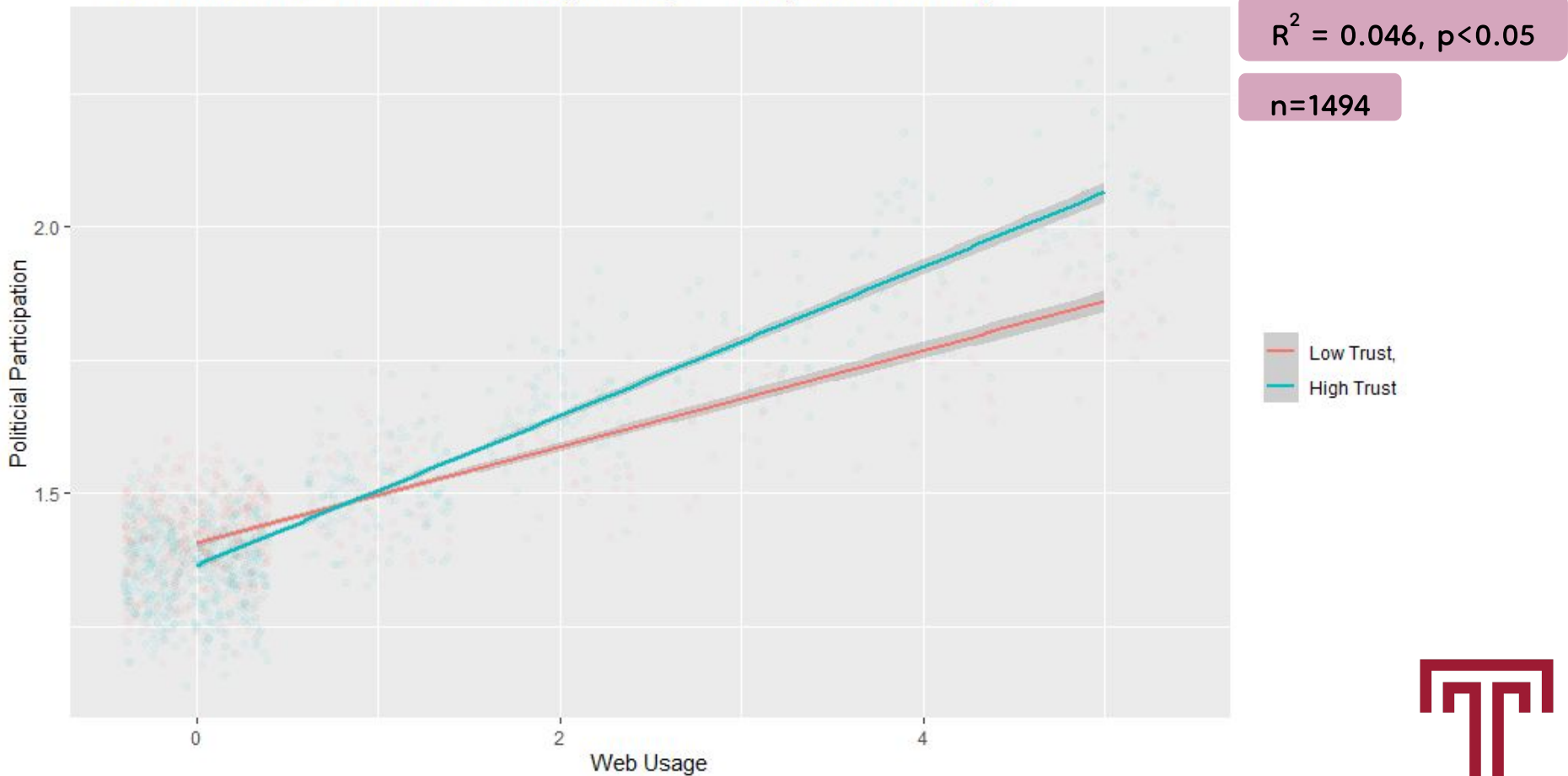
$R^2 = -0.079, p < 0.05$

n=1757

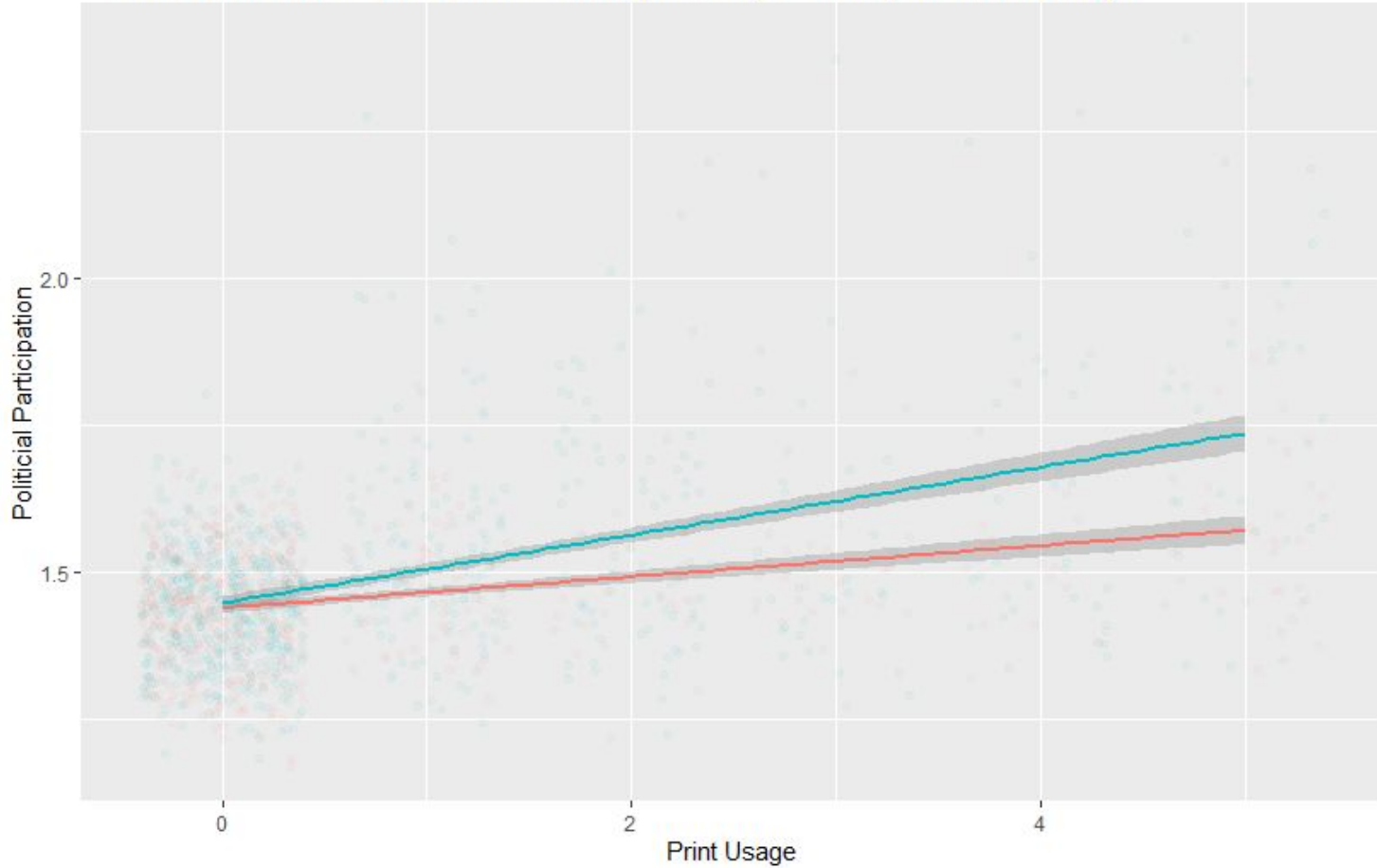
— Low Trust,
— High Trust



Trust as a Moderator of Web Media Usage Among Politically Moderate People




Trust as a Moderator of Print Media Usage Among Politically Moderate People



$R^2 = 0.026, p < 0.05$


n=1494

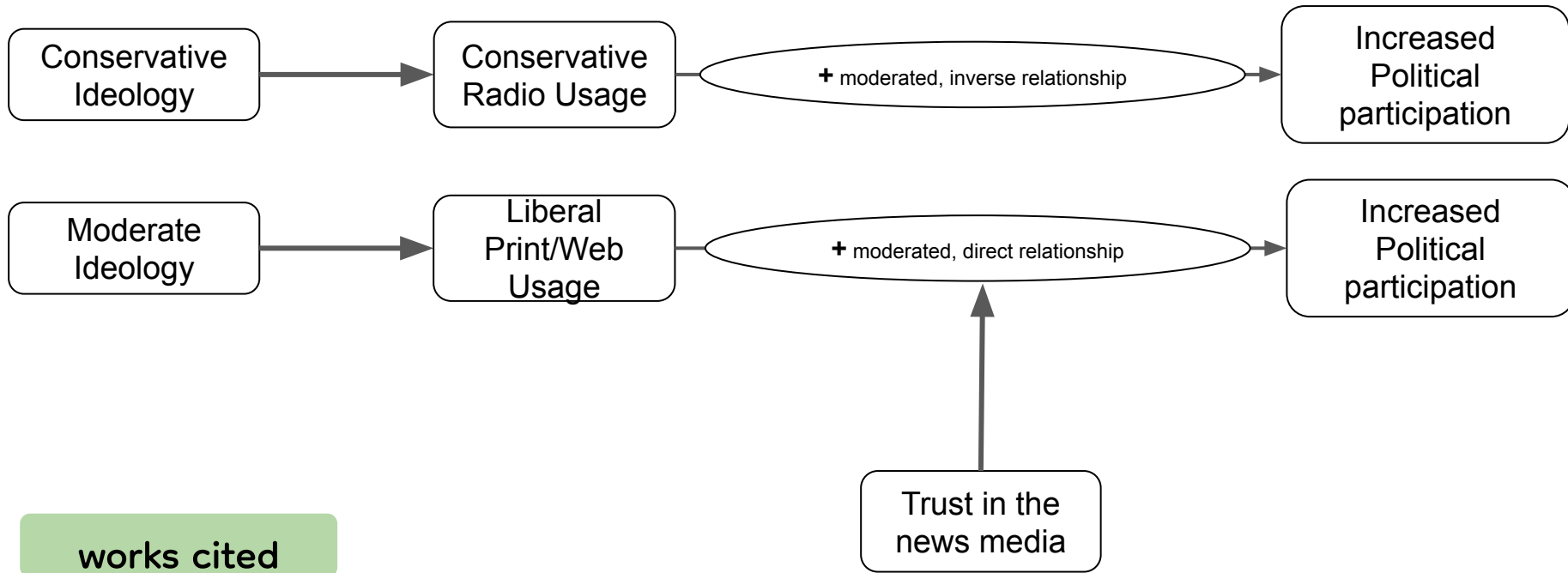


future research will consider the diverse affordances of the web, and the specific media behavior of political moderates



“Facebook use is quite diffuse across the population and people use it very differently. Some may use it to cultivate larger and more diffuse networks, others interact in small networks. The very different uses of Facebook may explain the divergent findings in this field of research.”





works cited

Boulianne, S., Koc-Michalska, K., & Bimber, B. (2020). Mobilizing media: Comparing TV and social media effects on protest mobilization. *Information, Communication & Society*, 23(5), 654. <https://doi.org/10.1080/1369118X.2020.1713847>

Pew Research Center. (2014, October 21). Political Polarization & Media Habits. Pew Research Center's Journalism Project. <https://www.pewresearch.org/journalism/2014/10/21/political-polarization-media-habit>

Uslaner, E. M., & Conley, R. S. (2003). Civic Engagement and Particularized Trust: The Ties that Bind People to their Ethnic Communities. *American Politics Research*, 31(4), 333. <https://doi.org/10.1177/1532673X03031004001>

